



**REQUIRED**

2-Persons



**INCLUDED**

M8 Bolts X10



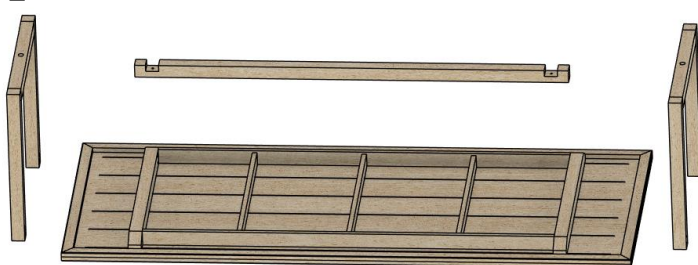
Washers X10



Allen Key

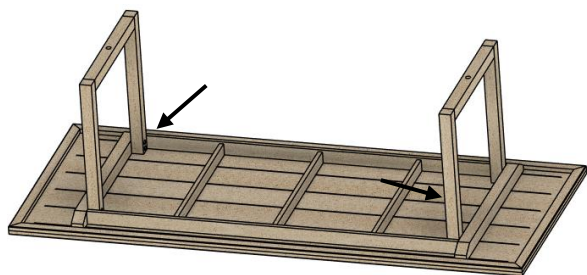


1



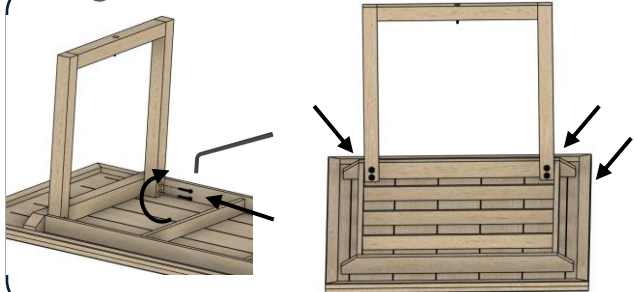
Remove the components and fittings from the packaging.

2



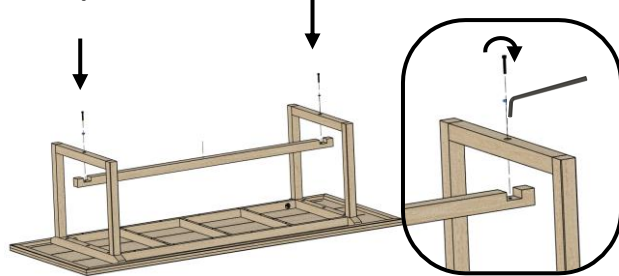
Place the 2 sets of legs in position.

3



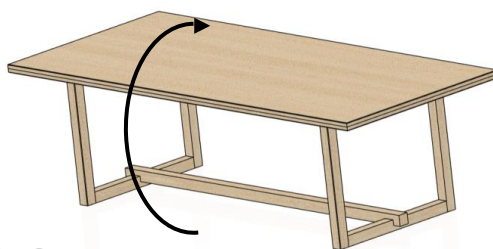
Use the provided bolts and hex key to tighten the legs in place.

4



Attach the bottom rail to the legs by using the hex key to turn M8 bolts into the rail's bushings.

5



Turn the table to its upright position.