










REQUIRED

2 Persons 


INCLUDED

- Couch Legs **x4** 
- Bolts **x4** 
- Washers **x4** 
- Non Slip Pads **x4** 
- Allen Key 


1. Remove the legs from the box inside the packaging.




2. Turn the sofa on the backside.



3. Use the Allen key with to fix the legs to the couch by turning the bolts with washers into the fittings on each corner.



4. Attach non-slip furniture pads to bottom of feet.



5. Carefully, turn the sofa upright and ensure that each leg is installed properly.