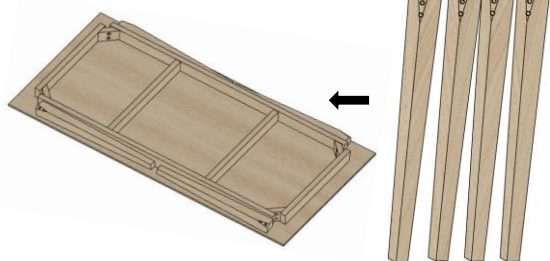


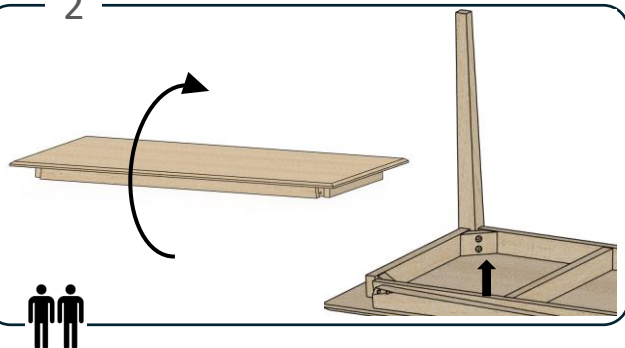
1



Remove the legs from the box inside the packaging.



2



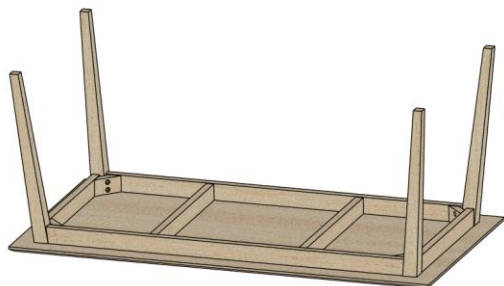
Turn the table top upside down and place legs in corners so that the holes align with the corner blocks.

3



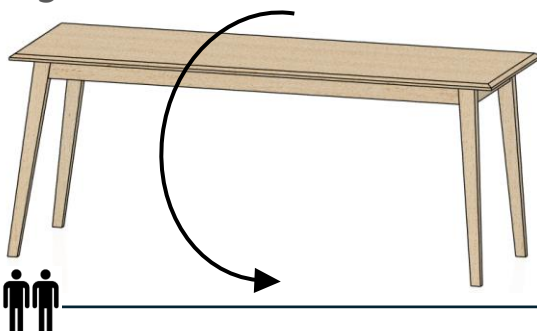
Use the Allen key with to fix the legs to the frame by turning the bolts with washers into the pre-drilled holes in the corner blocks.

4



No adjustment needed as legs will fit in place after tightening.

5



Carefully, turn the table upright and ensure that not to rest the table on its side while doing so.